

Volgy, Thomas J., Kelly Marie Gordell, Paul Bezerra, J. Patrick Rhamey. 2017. "Conflict, Regions, and Regional Hierarchies," in W.R. Thompson (ed.), *The Oxford Encyclopedia of Empirical International Relations Theories*. New York: Oxford University Press.

Introduction

Why are some regions in international politics more conflictual than others? Why have some regions developed complex mechanisms for collaboration over intra-regional security or economic relationships while other regions have failed to do so? Despite decades of scholarly attention to conflict and cooperation processes in international politics, rigorous, comparative, large-N analyses of these questions at the region¹ level, are difficult to find in the literature.

The paucity of focus on region as the appropriate level of analysis is perplexing for at least three reasons. First, most states conduct their political relationships within their own regions, and often within a single neighborhood within the region. With some significant exceptions, most states also conduct the bulk of their economic transactions within their regions as well. Thus, the immediate or proximate geopolitical environment in which most states act appears to be quite salient. Second, there is persistent evidence in the empirical models advanced by scholars studying conflict and cooperation dynamics that regions have a significant impact on numerous research questions of interest.² Yet, the salience of regional context as a contributing explanation to how states behave is typically not the focus of these studies, since regional considerations are usually integrated into the analysis for methodological purposes (controlling for fixed effects).

¹ A recent review of quantitative international relations literature found less than one percent of work focusing on region as the appropriate unit or level of analysis (Volgy et al. 2017).

²When quantitative analyses do control for regional effects in their models, in most cases regional differences appear to be highly significant (e.g., Hegre and Sambanis 2006, Volgy et al. 2017).

Third, it is clear that regions differ substantially from one another in terms of their conflict propensities. To illustrate how much they do, based on a recent categorization³ of regions (Volgy et al. 2017), we use the occurrence of severe militarized interstate disputes (MIDs) to construct Figures B1 through B5 in Appendix B. The figures reflect the number of severe MIDs in regions,⁴ controlling for the number of states in the region, across five decades that span the Cold War and post-Cold War periods. In addition, Table 1 identifies the two most extreme cases of high and low conflict regions across the five decades, and compares their per state MID scores to the global mean for each decade. Some regions consistently exhibit extremely high conflict propensity over time (Middle East⁵), some regions move from being highly conflictual to less so (East Asia, Southern Africa), and some regions are substantially pacific, consistently “underperforming” the global average on MIDs (Europe, North America) during and after the Cold War.

TABLE 1: Most and Least Conflictual Regions, by Severe MIDs, 1950s through 2000s.

<i>Time Frame</i>	<i>Region</i>	<i>Severe MIDs/Capita</i>	<i>Region Mean minus Global Mean</i>
1950s	Middle East	4.40	2.47
	East Asia	4.20	2.09
	Andes	1.00	-1.13
	North America	0.40	-1.75
1960s	East Asia	4.33	2.65
	Middle East	4.08	2.09
	Central Savannah	0.25	-1.43
	North America	0.60	-1.08
1970s	Middle East	2.71	1.51
	Southern Africa	2.00	0.80
	Europe	0.48	-0.72
	Southeast Asia	0.50	-0.70
1990s	Middle East	2.46	1.52
	Central Asia	1.86	0.92
	Southern Africa	0.11	-0.83
	Europe	0.48	-0.46

³ The regions and their membership are enumerated in Appendix A.

⁴ We exclude “mini-regions”, containing fewer than four states, consistent with studies that exclude micro-states at the dyadic or monadic levels of analysis.

⁵ It is only in the last decade that the Middle East does not register as one of two extreme cases, although its number of severe MIDs during the 2000s (31 severe MIDs across 12 regional states during the decade) are the highest of any region. South Asia and Central Africa, with fewer regional states (six and eight respectively), produce nearly the same number of MIDs.

2000s	South Asia	4.67	3.79
	Central Africa	2.88	2.00
	Southern Africa	0.11	-0.77
	North America	0.25	-0.63

We suspect that the absence of a substantial focus on region as an appropriate level of analysis in most quantitative scholarship is due to three reasons. First, there is virtually no consensus regarding the appropriate definition of a region and, consequently, little agreement on an appropriate method of delineating regions and state membership within them. This was the case more than four decades ago (Thompson 1973) and it remains the case today (Volgy et al. 2017). Second, there appears to be a substantial disconnect between scholars who engage in large-N studies of conflict and those who, with different methodological and theoretical lenses, focus primarily on regions. For instance, the rich literature on regionalism and regional powers is seldom addressed or even cited by those who integrate regional variables in their empirical models. Third, the move from focusing on states or dyads to regions as the appropriate unit of analysis dramatically reduces the number of observations available to quantitative researchers. This creates vexing issues for testing critical hypotheses at the region level. Thus, explanations and robust findings at the state and dyadic levels of analysis are seldom brought to the region level.

We are not the first to note this lack of attention in the literature, nor to seek a solution to it (e.g., Fawn 2009, Hurrell 2007, Nolte 2010, Lemke 2002, 2010, Acharya 2007). Where we do differ from previous systematic, large-N analyses, however, is in offering an explicit, comparative analysis at the region level. As a part of this effort, we seek two objectives. First, we integrate extant findings from other levels of analysis in order to stipulate conditions under which some regions are likely to be more conflict prone than others. Second, we offer an

explanation regarding regional conflict patterns based on the presence or absence of regional hierarchies that may be able to manage conflicts.⁶

In what follows we offer, first, a theoretical framework designed for a comparative analysis of regions for explaining variation in intra-regional conflicts between states. Second, we highlight the Regional Opportunity and Willingness (ROW) approach to regional delineation that allows for changes in regional composition over time. Third, we test two central hypotheses, derived from our theoretical framework. Lastly, we conclude with a discussion of results and additional thoughts regarding the plausible causal mechanisms between hierarchy and conflict mitigation at the region level.

Theoretical Framework

Our central argument is that regions can be differentiated by whether or not they contain one or more dominant states – major powers and/or regional powers – that can mitigate conflict within their regions.⁷ At the global level, the centrality of major powers (and less so regional powers) in influencing the course of international politics is well acknowledged in the literature. Long cycle theorists, hegemonic stability theorists, power transition theorists, hierarchical theorists, and neorealists generally have all pointed to the salience of major powers in creating order and stability in international politics, or alternatively, for generating system-wide conflict when they contest for global leadership.

At the global level, two sets of causal factors appear to link major powers to patterns of conflict in international politics. One is the deterrence function created by their relative potential

⁶ As Flesmes and Lemke (2010) note, systematic comparisons between regions with and without hierarchies are likely to be key to understanding the dynamics of regions, but have yet to emerge systematically in the literature. As we note below in our delineation of regions, we avoid classifications, utilized elsewhere, that identify regions based on whether or not they have a dominant power, or extensive cooperative architecture, so that we can address issues regarding the consequences of such differences across regions.

⁷ And plausibly make it costly as well for outside powers to interfere in regional affairs.

power over other states. To the extent that major powers possess unusual capabilities with which to pursue their interests and the orders they may seek to create, their active role in international affairs functions as a deterrent for conflict initiation by others. Carrying preponderant capabilities that signal substantial costs to those opposing them can dissuade less powerful states from challenging these very strong actors and their allies. This line of argument is supported by probabilistic evidence showing, in most models of conflict, that a preponderance of capabilities within dyads is negatively associated with conflict within those dyads (e.g., McDonald 2015).

A second, and a more dynamic causal agency, however, is suggested by the notion that major powers seek to create rules and norms in international politics – order building – that simultaneously assist them in pursuing their objectives while functioning to minimize conflict and disorder in the system. Power transition theory, hegemonic stability theory, hierarchical theory, and long cycle theory all suggest this dynamic of order creation by major powers. Of course, at the global level, conflict may still arise under a number of circumstances, including: when the distribution of power changes; the global hierarchy is weakened; or dissatisfaction with extant rules and norms, on the part of rising challengers, leads to leadership contestation and demands for changes to existing orders.

How does all this apply to an understanding of conflict propensity within regions? Major and regional powers do not exist in a vacuum. They reside in geopolitical spaces (regions) where their impacts should be even more salient than globally. The stability of the home region, furthermore, is vital to major powers seeking to pursue their interests in international politics as ordering relationships within the home region is essential to such endeavors. For regional powers (states that are dominant in their own regions but lacking the capability, willingness, and/or status needed to actively engage outside of their regions), stable relationships within their own

regions should be just as important: the status of being a regional power conveys that such a state is capable and willing to exercise the leadership needed to create order within its own neighborhood, while an inability to do so likely jeopardizes its status as a regional power. Additionally, for regional powers with global aspirations (e.g. Brazil, India), disordered regional politics requires the commitment of finite resources to stabilizing relationships in the region rather than utilizing those same resources for a variety of interests outside of their own regions.

The two causal agents noted earlier regarding global politics should be just as applicable to regions, if not more so. The deterrence function, resulting from the existence of a dominant power within its own region, should act to dampen potential conflict emanating from less powerful states, and should be more salient within regions than globally due to actors' proximity and the consequent possibility of such conflicts potentially impacting directly the dominant state.⁸ The order building explanation, a thicker and more thorough approach to ordering regional relationships, is also easier to accomplish within a region than seeking to create and enforce the same globally. These two plausible impacts at the region level correspond to two different "logics of hierarchy" advanced by scholars focused on the hierarchical nature of international politics.⁹ Our approach suggests that not only can such logics co-exist where dominant powers reside, but in addition, a comparative assessment of regions suggests that hierarchical arrangements at the region level are not constant but vary across regions and across time.¹⁰

⁸ For an excellent summary of the theoretical arguments including both power transition theory and bargaining theories, their role in the literature, and their applicability to regions, see Peterson and Lassi (2016).

⁹ For an excellent review of the treatment of hierarchy in international politics, see Bially Mattern and Zarakol (2016). The authors propose three "logics of hierarchy" that provide different theoretical approaches to the causal mechanisms in hierarchies that may create stability and order in international politics. Of those, the deterrence function we note here approximates the logic of positionality; the order building explanation corresponds to the logic of trade-offs within hierarchies (Bially Mattern and Zarakol 2016).

¹⁰ Butt (2013) suggests, regarding South America, that hierarchical arrangements may ebb and flow within a single region over time, due to the interests of the dominant state. We are suggesting that the composition of regions

We view dominant states – major powers and/or regional powers – as entailing more than substantial capabilities. Dominant powers not only have unusual capabilities (both economic and military), but additionally are willing to act consistent with those capabilities, and they receive substantial status as dominant powers from the community of states for doing so (Volgy et al. 2011; Cline et al. 2011). Additionally, major powers are distinguished from regional powers in several ways. Major powers have dominant capabilities compared to the entire international political system rather than simply their own region, their activities in international politics consistently span a number of regions beyond their own, and their status as a major power is attributed by the global community of states. Regional powers meet these requirements only with reference to their own regions of residence.

By way of examples, prior to 1939, the U.S. may have had capabilities consistent with being a major power but it was unwilling to consistently act as one, and did not receive the status of a major power. Japan in the 1980s could have qualified as a regional power in East Asia on the basis of its capabilities and willingness to engage other states in the region, but was not attributed regional power status by East Asian states (Cline et al. 2011). Likewise, Saudi Arabia after the end of the Cold War had capabilities that could have allowed it regional power status in the Middle East but its limited engagement inside the region (and more extensive engagement outside the region) would not have qualified it as the regional power (Cline et al. 2011).

This conceptualization of major and regional powers integrates a status attribution component to delineation.¹¹ The inclusion of status attribution to major and regional powers by

also change over time, so that some regions may acquire or lose a dominant power, some consistently hold a dominant power in residence, and some regions never develop the conditions that allow a dominant power to arise. However, we are not seeking to explain the conditions that create hierarchies in some regions but not others. Our task here is limited to assessing the effects of hierarchies once they arise.

¹¹ For the salience of status considerations see Paul et al. (2014).

other states should have two effects. First, status likely adds additional “soft power” to those states receiving it, allowing for additional capability in pursuing objectives, including bringing order to their regions. Second, as status theorists have argued (e.g., Bull 1977, Dafoe et al. 2014, Larsen and Shevchenko 2010, Sylvan et al. 1998), status attribution involves both rights and obligations for the recipient, and some deference to the recipient by those attributing it status. This makes both the deterrence and the order building arguments more credible on the part of these powers.¹²

The existence of dominant states in regions (either major powers or regional powers) should critically differentiate regions’ conflict propensities. The list of regions noted in Appendix A suggests four types of regions. One type contains neither a regional nor a major power. A second type contains a regional power only. A third type contains a single major power. The fourth type contains a combination of powers, either major powers living within the same region or a mix of regional and major powers in residence.¹³

Given our argument, and irrespective of the causal agency involved, we suggest that, all else equal, regions lacking a major or regional power presence are likely to be much more conflictual than otherwise. Regions with mixed hierarchies – where two or more powers co-exist – offer a category that on first glimpse suggests that potentially competing dominant powers within the same region are likely to exacerbate regional conflict. That certainly had been the case for centuries in Europe and intermittently in Asia as well. We propose, however, that two factors

¹² Different from our approach, Lake (2009) conceptualizes hierarchy not as involving status but as authority and collective legitimacy that create more peaceful regional orders, with authority being variable as the scope of legitimate authority may range across hierarchies and across time. Both approaches, however, share a common social construction orientation to hierarchy.

¹³ Given our measurement strategies, discussed below, it is plausible for two or more major powers to exist in one region since measures delineating major powers are on a global scale. Regional power designation, however, makes it virtually impossible for a region to contain more than one regional power. Thus, we identify regions with more than one dominant power, but we have no cases of regions with more than one regional power.

may dampen such conflicts and make such regions less conflict prone than regions without any dominant powers. First, the co-existence of two or more major powers within the same region will not necessarily lead to major conflicts if such powers are relatively satisfied with the status quo in the region and can cooperate to create conditions and institutions to facilitate cooperation between states in the region. In fact, the cumulative capacity of more than one dominant power may be very useful in creating substantial regional institutions both in the security and the economic spheres. This in part may be the story of Western Europe and the rise of the European Community. Buttressed by dominant powers inside the region – the United Kingdom and France – as well as by an American global power, cooperation took hold and conflict dissipated. Less successfully, it may also be the story of the nascent cooperative architecture developed by the Russian Federation and China after the end of the Cold War in Central Asia.

Second, we suggest that the introduction of thermonuclear military capabilities into the relationships between major powers through the Cold War and afterwards has created a dramatic and, perhaps, a unique amount of caution between major powers even when they contest global or regional leadership. No two major powers have directly fought a war with each other since 1945, and since 1962 (with the exception of the Cuban Missile crisis), no two major powers have escalated tensions vis-à-vis each other to a point verging on a serious outbreak of direct hostilities.¹⁴ Such extraordinary caution should be even more pronounced when major powers share a region. Common living arrangements may lead to complementary security and economic institutions (such as the EEC and NATO in Western Europe and COMECON and the Warsaw

¹⁴ There have been, of course, actions that could have led to substantial consequences between major powers, including the accidental bombing of the People's Republic of China embassy in Belgrade by NATO forces in 1999, the more recent "provocations" between Russian and NATO aircraft in Europe, incidents in the South China Sea, or Chinese and Russian cyber hacking of U.S. targets. None of these actions created security tensions reminiscent of the Cuban Missile Crisis, however, and all nuclear capable major powers involved have been extraordinarily cautious not to escalate tensions further.

Pact in Eastern Europe during the Cold War), each creating stability and order within distinct spheres of influence between the dominant powers co-existing in different parts of the region. It may even be possible to create common institutions of cooperation in regions where the preferences of the major powers coincide, along with a stable security environment, as is the case with Western Europe and the evolution of the European Union. We would expect that regions containing two or more dominant states in conflict with each other, however, would be unable to create strong and substantial organizational infrastructure for the whole region;¹⁵ nevertheless, the creation of partial and even competing forms of infrastructure may function to mitigate some conflicts within parts of the region¹⁶ and thus reduce the total amount of intra-regional conflicts. At the same time, the deterrence function of dominant powers would continue to exercise substantial impact in mitigating potential conflicts rising from other states in the region.¹⁷

Thus, we anticipate that since the 1960s, regions with one or more dominant power(s), all else being equal, would also be more pacific than regions without any dominant power. Of course, all else is not equal, and we suggest that there are at least three sets of factors that condition the relationship between the presence – or absence – of such hierarchies in regions and regional conflict. First, we expect that regions will vary greatly in terms of what issues need to

¹⁵ Note the creation of the Organization for Security and Cooperation in Europe (OSCE). Not only did the USSR initiate the first conference, but it also joined the OSCE, along with its Warsaw Pact allies, and remained as a member even as a Western focus on human rights issues emerged. In terms of economic and security cooperation efforts, China and Japan are both members of the Asia Cooperation Dialogue, the Asia Pacific Economic Cooperation, ASEAN Plus 3, East Asia Summit, and Asian Defense Ministers Meeting Plus. While more than “talking shops,” these institutional foundations of cooperation lack organizational autonomy and have been more focused on conflict management than conflict prevention or conflict resolution (Wacker 2015).

¹⁶ McDonald (2015, 2017) examines all dyads during the Cold War and finds that states linked to the Soviet Union’s “hierarchy” were more pacific in their interactions than states not linked to it militarily.

¹⁷ The unwillingness of China to curb North Korean belligerence in East Asia appears to be an exception to this generalization (McDonald 2017, Chapter 5). Yet, even in this instance, China agreed to support UN Security Council resolution 2270 in March 2016, sanctioning North Korea. Shortly after the latest nuclear test conducted by North Korea in September 2016, Chinese authorities also indicated at the UN General Assembly that they were willing to cooperate with the U.S. in restricting further North Korean access to nuclear technology (Mason et al. 2016).

be mitigated, and, consequently, where there are states at the top of the regional pyramid, they will vary in terms of the range of problems they will be confronting in their home region. Plausibly, some regions require little in terms of conflict management since there may be little potential conflict to manage. Other regions may be rife with fault lines that potentially generate substantial conflicts between members, making the task of conflict mitigation highly challenging for the dominant power(s) in the region.¹⁸ Regions are not automatically conflict prone; depending upon the characteristics of states that compose them, regions should vary substantially with respect to conditions already identified in the literature that stimulate or inhibit conflicts between states. At the aggregate, different regions bring to the analytical table substantial differences among them with respect to such conditions. We label these considerations “baseline conditions.”

We suggest six such baseline conditions that should differentiate regions. The first three are suggested by the literature as potentially generating substantial conflicts between states. These include interstate rivalries (Rasler and Thompson 2005), unresolved territorial claims (Vasquez 2001, Gibler 2012, 2016), and severe domestic disturbances in the form of civil wars whose consequences may diffuse through the region in terms of combatants and refugees (Gleditch et al. 2008, Salehyan 2008, Schultz 2010, Jenne 2015). Each of these three conditions have been empirically linked to severe militarized disputes and wars between states at the dyadic level. Thus, regions containing a substantial number of these fault lines are likely to generate numerous conflicts between the states populating them.

In contrast, the literature also suggests three conditions that appear to ameliorate substantial conflicts between states. These include regime similarity (and especially similar

¹⁸ In this sense, we concur with Butt’s (2013) argument that both the concepts of hierarchy and anarchy, rather than being constants, can be considered as varying across regions and within regions, over time.

democratic polities),¹⁹ extensive trade relationships,²⁰ and common membership in (regional) intergovernmental organizations (IGOs).²¹ Members of regions rich in these three characteristics are likely to settle their policy differences short of militarized interstate disputes and wars.²²

The baseline conditions suggest two important considerations regarding regional conflict propensity and its management by dominant states. First, we expect that regions will vary in terms of conflict propensity depending on these baseline conditions, and not solely due to the presence or absence of a dominant state in the region. For instance, the Middle East lacks both a regional or a major power and it also constitutes a region whose baseline conditions predict to very high levels of conflict. Would the presence of a regional or major power residing in the region ameliorate such conflicts? Our argument suggests a positive answer, but the baseline context in which we place the Middle East indicates that it is far from just the absence of a dominant state that is primarily responsible for its high levels of conflict.

Second, these baseline conditions suggest that in order to ameliorate conflicts, some dominant states will require much more extensive (and perhaps more creative) use of their capabilities than other major or regional powers as the severity of challenges posed by these conditions place far greater burdens on some powers than others. For example, the baseline conditions in the South American region place fewer demands on the regional power (Brazil) to manage conflicts in the regions (no extant rivalries, mostly democratic regimes) than does the

¹⁹ For a recent review of findings, theoretical underpinnings, and theoretical contestations, see Hegre (2014). For the interrelationship between territorial peace and democratic peace arguments, see Owsiak (2016).

²⁰ For a discussion of competing findings and caveats regarding trade impacts on conflict, see Bell and Long (2016).

²¹ For example, see Russett et al. (1998). Boehmer et al. (2004) qualify the argument to suggest that it is primarily structured organizations that carry this impact on conflict.

²² We avoid here a discussion about what creates these conditions. For example, it is plausible that there are important interconnections between major powers' influence on their regions in creating democratic regime change, resolution of territorial claims, structural changes encouraging intra-regional trade, etc. (see Rasler and Thompson 2005, and McDonald 2015).

South Asian region (ongoing inter-state rivalries, few democratic regimes, limited economic interdependencies) on its regional power (India).²³

The last point underscores a second qualification. As regions are not homogeneous with respect to baseline conflict conditions, neither are major and regional powers with respect to their abilities to use their capabilities, and the extent to which they may seek to influence relationships in their regions (Nolte 2010, Prys 2010). With regard to their ability to influence their regions, dominant states, by definition, have sufficient capabilities to do so. Where they may diverge is in the relative competence with which they can translate their extensive resources into effective conflict mitigation strategies. By way of illustration, one can compare Brazil in South America to Nigeria in West Africa. Both enjoy dominant resource capabilities in their respective regions. However, according to World Bank rankings,²⁴ Brazil's governmental effectiveness index is consistently at least three times higher than that of Nigeria, suggesting that, should they confront similar challenges within their respective regions, the latter's ability to translate its substantial resources to effectively govern its region²⁵ is far less likely than Brazil's ability to do so.

Major powers and regional powers may also differ in terms of how much and what types of control they wish to exercise over their regions of residence. For example, Prys (2010) suggests that regional powers vary from acting relatively detached to being regional "dominators," depending on how they prioritize domestic,²⁶ regional, or global concerns as well

²³ For a similar argument, see Carranza (2014).

²⁴ <http://data.worldbank.org/data-catalog/worldwide-governance-indicators> , last accessed 18 August 2016.

²⁵ Whether or not such governmental effectiveness is a function of ineffective bureaucracies or cultures of corruption is not addressed here. However, we note that policy makers who are rent seekers also try to minimize potential domestic opposition to their rent seeking behavior. In the case of Nigeria, this may yield a substantially hollowed out military that is incapable of revolting against civilian elites, and incapable of addressing substantial security concerns within Nigeria and in its region, despite the size of its military spending (Chayes 2015).

²⁶ Domestic politics may impact major powers as well. Consider the case of the Trans Pacific Partnership, designed to create an alternative set of rules and norms for economic relations between the U.S. and its Pacific Rim partners

as the extent to which their regions become permeable to global dynamics and the intrusions of outside powers.

The relative permeability of regions leads to the third qualification to the central argument: the literature on regions broadly acknowledges that regions, with or without dominant powers, are far from being closed sub-systems (e.g., Buzan and Waever 2003). Instead, they vary substantially over the extent to which they are open to both global dynamics at play, and to external penetration by major powers that reside outside of the region. To some degree nearly all regions are influenced by efforts of major powers to create system-wide norms and rules, the impacts accompanying security and economic institutions from those efforts, and the global contestation (along with efforts to enforce) over those rules and institutions. However, some regions are more likely to contest systemic rules than others, with or without the support of major or regional powers that may be dissatisfied with the status quo (Acharya 2007). Likewise, regions will vary in the degree to which they are able and willing to resist or welcome external involvement by outside major powers in their security and economic affairs (Goh 2007, 2013, Katzenstein 2005).

We expect that the presence or absence of dominant powers in regions will impact significantly on regional conflict propensity. However, we qualify these effects by the three conditions noted above: the baseline conditions extant within regions; the capabilities of dominant powers to develop mechanisms to mitigate conflict; and the extent of penetration into

in order to mitigate Chinese influence. The net effect on the U.S. economy does not appear to be substantial (estimated at one percent of its GDP over a decade) but appears as a politically important counterweight to Chinese influence among Asian states. Yet, it has been met with constant rejection from both the Republican and Democratic 2016 Presidential nominees as trade agreements have become unpopular with key segments of the public. Should NAFTA have carried an expiration date for regional economic collaboration in North America, we would have expected that, given the elections of 2016, re-ratification would have become extremely problematic.

the region by global forces and outside major powers. Within this context, we forward two key hypotheses:

H₁: All else being equal, the presence of one or more major powers in a region will mitigate levels of conflict within a region, compared to regions where there are no dominant powers.

H₂: All else being equal, the presence of a regional power will mitigate levels of conflict within a region, compared to regions where there are no dominant powers.

These two hypotheses do not address the causal links we specified earlier regarding the effect that dominant states would have on their regions; instead, they predict conflict outcomes based on the presence or absence of dominant powers. If we are unable to show such outcomes, there is little use in searching for evidence regarding whether or not the causal link is a deterrence function and/or actual order building by dominant powers. However, if we find evidence that the presence of a dominant power within a region leads to less conflict therein, then it may become worthwhile to move beyond testing the relationship between regional hierarchies and conflict to probing the two causal linkages suggested by the literature.

Research Design Considerations

Delineating Regions and State Regional Membership

As we had noted earlier, there is neither consensus nor any emerging “gold standard” for delineating regions in international politics. A recent review of the quantitative literature identifies no fewer than seventy categories used to identify regions across a variety of empirical models (Volgy et al. 2017). Typically, the choices for delineating regions consist of identifying parts or all of meta-regions (Asia, Europe, etc.), using prior generic classifications (World Bank,

United Nations, Correlates of War), or identifying a specific characteristic around which states may cluster in a geographical space (ideational similarity, membership in a security complex or regional organization, or falling under the dominance of a very strong state). The static nature of these regional classifications, however, does not match the dynamic nature of the states comprising them and, in some cases, creates a troublesome tautology.

To test our arguments regarding hierarchy and conflict propensity in regions, we need an approach to regional delineation that avoids tautological consequences and maximizes variation across both our dependent variable and our variables of interest. For example, Lemke (2002, 2010) delineates regions based on the existence of regional powers (hierarchy) residing within a region; we need to compare regions with and without hierarchies. Numerous other approaches use the existence of regional organizations (both security and economic organizations) to delineate the boundaries of regions; we need to compare regions with and without such structures of cooperation.

We opt for an approach that combines geographical proximity, opportunity by states to reach each other, and their willingness to do so, resulting in a clustering of states that constitute a region. We label this approach Regions of Opportunity and Willingness (ROW regions). The advantage of this classification scheme is that it creates regions that change over time: while geographical proximity is invariant, and opportunity (capability to interact) changes relatively slowly, willingness is much more variable. The delineation thus yields evolving regional clusters and allows for changes both to the numbers of regions in the system and the movement of states in and out of regions (within geographical limits), consistent with changes in geopolitical context (Fawcett 2004).

The methodology for delineating ROW regions has been elaborated elsewhere (Rhamey 2012, Volgy et al. 2017); here we provide a brief summary. We measure the opportunity constraint for regional membership by calculating each state's ability to reach others in the international system using Bueno de Mesquita's (1981) operationalization of Boulding's (1962) loss of strength gradient, using a state's GDP in proportion to global GDP (Heston et al. 2012). This measure yields a series of capability "bubbles" radiating outward from each state's capital that degrades across distance. We then designate the threshold at which states lose the opportunity to significantly interact at fifty percent capability loss from the projecting state's capital to that of the target state (Lemke 2002).

To estimate the extent of willingness, we aggregate the total number of scaled events from two events sources: the Conflict and Peace Data Bank (COPDAB) for 1950-1978 (Azar 1980) and the Integrated Data for Event Analysis (IDEA) for 1990-2013 (Bond et al. 2003; Goldstein 1992 for scaling) for each state. We calculate for each dyad the directed scaled foreign policy activity of each state to each other state, annually, as a proportion of their total foreign policy activity. Those states engaging in an above average proportion of their total foreign policy activity with another state surpass the willingness threshold.

Next, we use network analysis (e.g. Hanneman and Riddle 2005) to identify unique clusters of interaction among three or more states, where dyads are coded as having a link if they have met both thresholds for opportunity and willingness, annually. From this matrix of dyadic relationships, the clique algorithm determines patterns of connections between states, and the resulting endogram output²⁷ depicts groups of states organized according to the extent of correlation in their patterns of ties within the network.

²⁷ For this portion of identifying ROW regions, we use UCINET.

Two additional actions are taken to ensure geographic relevance and stability in regional membership. First, we require clique members to be contiguous over land or less than 500 miles of water. Second, we place states in the region within which they most frequently identify across each decade. Thus, each region has a ten-year life-span. The shifting dynamics reflecting stability and change are consistent with the “observable power and purpose” of states (Katzenstein 2005, 2), mirroring aspects of regional conceptions employed in comparative regionalism (Paul 2012, 4).

Our approach yields between 8 and 14 regions (Appendix A) depending on the decade for three decades during the Cold War (1950s, 1960s, 1970s), and two decades after the end of the Cold War (1990s, 2000s).²⁸⁻²⁹ At least 75 percent of all states in each decade are included in one of our regions; the states excluded for their failure to cluster are typically micro-states with very limited capabilities and interactions.

Delineating Regional and Major Powers, and Regions with and without Hierarchy

The next step revolves around the identification of regional and major powers and their placement within the ROW regions. We rely on two earlier efforts to identify major powers (Volgy et al. 2011) and regional powers (Cline et al. 2011).³⁰ The application of these procedures, excluding regions with fewer than four states, yields 18 regions without any hierarchy, 12 regions with a regional power, and 11 regions that contain at least one major power

²⁸ Consistent with dyadic and monadic analyses that may drop micro-states from their analyses, we exclude all regions from our analyses that include fewer than four states. Seven of the 56 regions identified are micro-regions.

²⁹ The decade of the 1980s is not included since reliable events data are not available for the first half of that decade.

³⁰ Major powers are identified as such when their economic capabilities (GDP) and economic reach (trade/global trade), military capability (military spending) and military reach (military spending/military personnel), global activity, and status attribution (diplomatic missions received and staffed by high level diplomats) exceed at least two standard deviations from the mean for the global community. For regional powers, these variables are linked to the mean for the region. All variables are aggregated at five year intervals.

for the 1960s, 1970s, 1990s, and 2000s.³¹ We then create two binary hierarchical variables. In the first, we differentiate between regions with a regional power versus regions without any hierarchy – *Regional Power Presence*. In the second, we differentiate regions with one or more major powers versus regions without any hierarchy – *Major Power Presence*. These function as our central independent variables of interest in the empirical models. Consistent with Lemke (2010), we employ region year as our unit of observation; across the four decades, accounting for lagging independent variables, utilizing region year as the unit of analysis yields an N of 369 observations in our base model.

Dependent Variables: MID Frequency and State MID Involvement

We create two versions of the dependent variable, focused on severe MID³² occurring within ROW regions. One version is simply the number of severe MID³³ occurring in the region annually, divided by the number of states in the region – *MID frequency*. The denominator controls for opportunity to engage in MID³⁴, making small regions and large regions comparable. Alternatively, it is plausible to gauge both the extent of regional conflict and its possible diffusion³⁴ by observing the number of states in the region engaged in severe conflicts, again controlling for region size – *state MID involvement*. This is the second version of our dependent variable; below we report results using both versions, and we expect similar results for both.

³¹ These are noted in Appendix A. The delineation of regional powers requires approximations of status attribution using diplomatic missions. The data on diplomatic missions prior to 1965 is problematic (often failing to distinguish between mission in country and the head of mission), allowing us to estimate status attribution for major powers but not for regional powers during the 1950s. As a result, we drop from our analysis regions during the 1950s.

³² Those that take on hostility values of four or five in the MID³³ database. For all sources and manipulations, see Appendix C.

³³ However, accounting for the location of the MID is not an easy task. We undertook the following steps to ascertain MID location: established coding guidelines based on geographic onset location; dispute context; and member involvement. MID³⁴ must have met at least one of three criteria; most MID³⁴ met at least two. For detailed steps, see kellygordell.com/research.

³⁴ For a review of the diffusion literature and its implications for regions, especially to the extent that regions may or may not create firewalls against regional diffusion, see Solingen (2012).

Independent and Control Variables

Corresponding to our baseline conditions, we develop three measures that are likely to exacerbate conflicts within regions. First, we identify the number of *inter-regional rivalries* ongoing for each year within the region. Second, we count the *number of civil wars* occurring annually within the region. Third, we count the *number of territorial claims* made annually within the region. Next, we develop three measures likely to create more pacific relationships within the region: the percent of *intra-regional trade*; the percent of *democracies* extant in the region; and the number of common memberships shared in *regional organizations*. All six variables are measured annually for the decade-long life cycle of regions, and are lagged one year.

Additionally, we create two variables that seek to tap global dynamics and major power intrusion into regions. The first is a binary variable that identifies whether or not the observations are during the *Cold War* or afterwards. The second seeks to gauge long-term intrusion into the region by outside major powers and is measured by the number of defense pacts – *External Alliances* – between regional members and outside major powers.

Finally, we create a time counter to control for time effects during regional life cycles.

Appendix C provides a list of all variables, their manipulation, and the sources utilized.

Descriptive statistics for all variables are found in Appendix D.

Empirical Analysis

We present the results of our analysis using OLS regressions³⁵ for two different dependent variables. Table 2 reflects the results using the number of severe MIDs – *MID*

³⁵ By relaxing some assumptions regarding the applicability of count models, we are also able to run negative binomial regressions for the two dependent variables. The results for our key independent hierarchy variables are quite similar. For the utility of using OLS regression for region year units of observation, see Lemke (2010).

frequency; Table 3 utilizes the number of states involved in severe MIDs – *state MID involvement*.³⁶ In each table the first model notes the effects on the dependent variable without consideration of hierarchical conditions: showing the cumulative impact of baseline conditions; global conditions; and time effect controls. The second model in the table adds major power presence, a binary variable contrasting conditions between regions with one or more major power with regions without any dominant powers. The third model adds regional power presence to the base model, contrasting those regions with a regional power to regions without any dominant powers.

TABLE 2: OLS Regression Models for Major and Regional Powers and Regional Conflict, with Number of Severe MIDs/Number of States in Region.

	<i>Base Model</i>		<i>Major Power Presence</i>		<i>Regional Power Presence</i>	
Hierarchy	-	-	-0.167***	(0.030)	-0.123***	(0.028)
# Intra-Regional Rivalries _{t-1}	0.024***	(0.004)	0.018***	(0.004)	0.019***	(0.004)
# Civil Wars _{t-1}	0.017*	(0.007)	0.004	(0.007)	0.041***	(0.010)
Territorial Claims _{t-1}	0.148**	(0.053)	0.262***	(0.071)	0.183***	(0.050)
% Regional Trade _{t-1}	-0.032*	(0.013)	-	-	0.009	(0.019)
% Regional Democracies _{t-1}	-0.157***	(0.042)	-0.069	(0.053)	-0.165***	(0.039)
IGO Membership _{t-1}	-0.133**	(0.044)	-0.180**	(0.056)	-0.151**	(0.048)
External Alliances _{t-1}	0.087**	(0.026)	0.048	(0.029)	0.133***	(0.026)
Cold War	-0.068**	(0.023)	-0.061*	(0.025)	-0.101***	(0.028)
Time Counter	-0.002	(0.004)	-0.004	(0.004)	-0.005	(0.004)
Constant	0.221***	(0.042)	0.217***	(0.048)	0.154**	(0.048)
Observations	369		261		270	
Adjusted R ²	0.312		0.408		0.450	
AIC	-154.5		-176.0		-122.4	
BIC	-115.4		-140.4		-82.80	

Robust standard errors reported in parentheses.
* p < .05; ** p < .01; *** p < .001

In all models we opt for random effects over fixed effects. Fixed effects would assume that our regions are stable over time: for example, Europe in the 1970s is the same as Europe in the 1990s. Given that our regions are themselves dynamic, evolving in both number and composition, this assumption would be untenable. In monadic or dyadic analyses this assumption is much less troublesome; e.g., France is France in 1970 and 1990 and Cuba-U.S. dyads today are not independent of Cuba-U.S. dyads yesterday.

³⁶ In the Major Power Presence models for both tables, we omit the regional trade variable as it correlates at more than 0.80 with the major power hierarchy indicator and introduces problematic collinearity. We discuss this in the context of our two plausible causal mechanisms more in the discussion section.

The results for the baseline model are generally as expected. Numbers of intra-regional rivalries, civil wars, and territorial claims are both significant and positively related to the frequency of MIDs and the number of states involved in MIDs in the two tables. As expected, IGO regional membership, percentage of regional trade, and percentage of democracies are all negative and significantly related to both dependent variables. Alliances in the form of defense pacts, reflecting external structural security involvement by outside major powers in the region, are related to increased intra-regional conflict and increased regional state involvement in intra-regional conflicts.

The one counterintuitive result that appears in the baseline model is the negative relationship between the Cold War and conflict, suggesting that more MIDs occur in regions after the Cold War. However, this result is consistent with empirical findings (McDonald 2015, 2017) linking MIDs to global hierarchies: both global hierarchies during the Cold War sought to minimize conflicts within their spheres of influence. With the collapse of one hierarchy (the Soviet Union), regions without dominant states in the post-Cold War era would likely be more conflictual than during the period of bipolar organization. The result is consistent with our previous argument that competing infrastructures may complementarily work to reduce conflict within their separate, partial spheres of influence leading to system or region-wide effects.

TABLE 3: OLS Regression Models for Major and Regional Powers and Regional Conflict with Number of States in Region Involved in Severe MIDs/Number of States in Region.

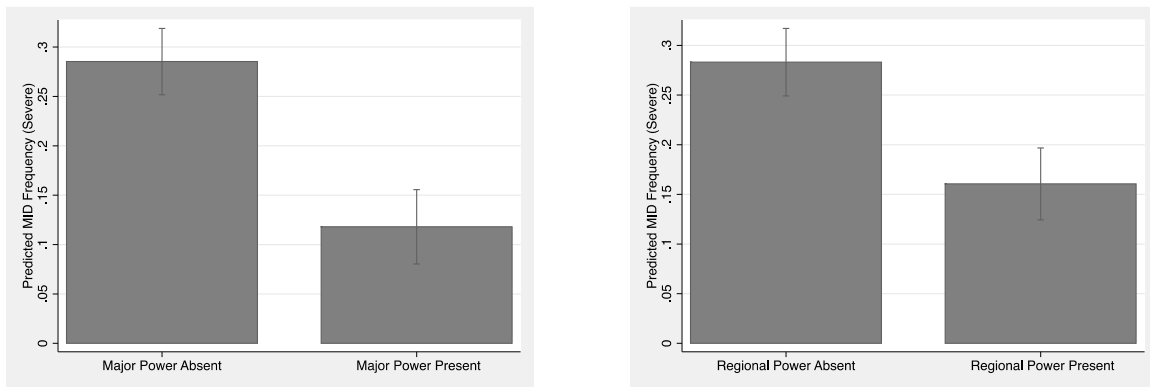
	<i>Base Model</i>		<i>Major Power Presence</i>		<i>Regional Power Presence</i>	
Hierarchy	-	-	-0.287***	(0.052)	-0.145**	(0.048)
# Intra-Regional Rivalries _{t-1}	0.058***	(0.007)	0.051***	(0.008)	0.055***	(0.009)
# Civil Wars _{t-1}	0.023*	(0.012)	0.005	(0.010)	0.059***	(0.017)
Territorial Claims _{t-1}	0.224**	(0.084)	0.317**	(0.112)	0.237**	(0.084)
% Regional Trade _{t-1}	-0.068**	(0.021)	-	-	0.001	(0.032)
% Regional Democracies _{t-1}	-0.163*	(0.071)	-0.032	(0.090)	-0.174*	(0.072)
IGO Membership _{t-1}	-0.295***	(0.071)	-0.352***	(0.092)	-0.354***	(0.079)
External Alliances _{t-1}	0.146**	(0.045)	0.081	(0.051)	0.222***	(0.046)

Cold War	-0.110**	(0.038)	-0.084*	(0.040)	-0.154***	(0.046)
Time Counter	-0.008	(0.006)	-0.010	(0.007)	-0.014	(0.008)
Constant	0.394***	(0.072)	0.345***	(0.079)	0.280***	(0.078)
Observations	369		261		270	
Adjusted R ²	0.364		0.449		0.467	
AIC	219.4		111.7		166.6	
BIC	258.5		147.4		206.2	

Robust standard errors reported in parentheses.
 * p < .05; ** p < .01; *** p < .001

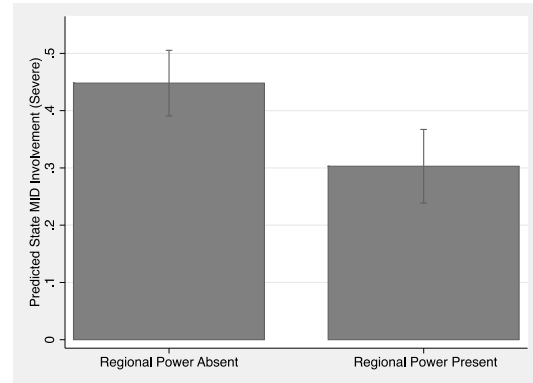
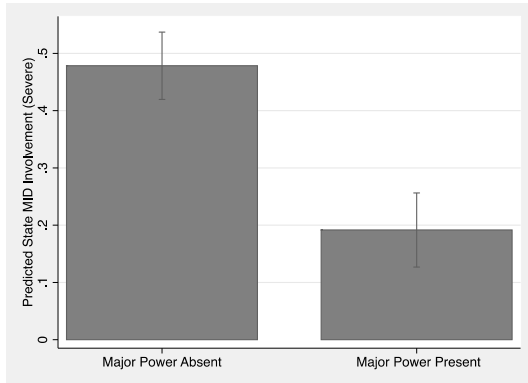
Models 2 and 3 in both tables provide evidence for the central hypotheses forwarded earlier. The presence of a major power in a region, compared to regions lacking any dominant power, is associated with an approximately 59% reduction (Figure 1, left column) in the predicted frequency of severe regional MIDs and an approximately 60% reduction (Figure 2, left column) in the predicted numbers of regional states involved in severe MIDs.

FIGURE 1: Marginal Effect of Hierarchy on Severe MID Frequencies.



Turning to the potential effects of regional hierarchies, the presence of a regional power in a region also generates conflict reduction effects compared to regions without dominant powers, albeit not as strongly: compared to regions lacking a dominant power, regions with a regional power are associated with a more than 43% reduction (Figure 1, right column) in the predicted frequency of severe regional MIDs and a more than 32% reduction (Figure 2, right column) in the predicted frequencies of regional state involvement in severe MIDs.

FIGURE 2: Marginal Effect of Hierarchy on Severe State MID Involvement.



Several additional results are worthy of note. First, further differentiating regions according to types of dominant powers, substantially increases the cumulative effect of the models. For example, the adjusted- R^2 statistic for the major power presence models increases by 31% when the dependent variable is severe MID frequency and 23% when the dependent variable is state involvement in severe MIDs; for the regional power presence models, the corresponding increases are 44% and 28%. Despite the larger increases in adjusted- R^2 , however, the AIC and BIC indicate a preference for the major power presence models throughout.

At the same time, it is clear that neither the presence of a major power nor that of a regional power eliminates the conditions that may give rise to regional conflicts; this appears to be the case as well for the conditions associated with more pacific relationships. Most of the baseline conditions continue to be significant predictors in the Major Power Presence and Regional Power Presence models, and especially intra-regional rivalries and territorial claims, which continue to be highly significant predictors of conflict under all conditions. The pacifying effects of trade, IGO membership, and democracy appear to be more mixed, although regional IGO membership appears to limit diffusion of conflicts consistently.

Additionally, the trade variable, acting as a pacifying influence in the baseline model, loses significance and changes direction in the regional power presence model, and is so highly

correlated with major power presence that it was pulled from the major power hierarchy model. This led us to undertake a brief secondary investigation. Barbieri (1996) suggests a curvilinear relationship between conflict and trade, and when we included a quadratic term of percent regional trade in our baseline model (not shown), we found the relationship to be curvilinear. Contra Barbieri (1996), however, we find conflict increases at low to middle levels of trade before tailing off at higher values. That may help account for the insignificant findings for trade in the regional model. The high correlation between trade and major power presence in the second model we discuss below.

Finally, there appear to be substantively interesting effects for external major power involvement in the region. We measure such involvement as defense pacts between outside major powers and members of the region; the variable exhibits a strong association with both the frequency of regional conflict and the number of states involved in regional conflict in the baseline model. However, when we differentiate regions according to dominant powers, its effect disappears when comparing major power regions to regions without any dominant powers. A separate analysis, regressing all independent variables on MID's frequency but separated by type of region (no hierarchy, major power hierarchy, regional power hierarchy) indicates that the primary effect of external major power alliance commitment operates primarily on regions with a regional power. The effect of such intrusion disappears for regions with one or more major powers.

Discussion

Our analysis provides substantial evidence for our two central hypotheses: consistent with our theoretical arguments, the existence of dominant powers (both major powers and regional powers) in regions is strongly associated with the reduction of both the frequency of

regional conflict and the number of states engaged in regional conflicts. Regions differ from one another not only in terms of baseline conditions that stimulate conflict or create more pacifying effects, but also by the extent to which dominant states reside in these regions.

These results, however, fail to directly test the two causal arguments suggested earlier: whether or not dominant states in regions create pacifying effects due to their preponderant capabilities (a deterrence function), or through a more complex set of order building mechanisms involved with the creation of economic and security arrangements for their regions, or possibly due to both causal agencies at work. Future efforts should concentrate on creating research designs that can provide systematic evidence of these causal linkages.

However, creating a strategy for assessing these dynamics at work will not be an easy task. Consider the problem of identifying the formation and effect of regional security and economic institutions by dominant powers. Recall that our approach to regional identification allows both the number of regions to change over time and for the membership of each region to change. Indeed, both forms of change occur with some regularity across decades as states “move” from one region to another while several regions dissolve and others expand or shrink. Such changes are consistent with the social construction of regions, but they are inconsistent with the creation and adaptability of regional institutions. Few – if any – regional institutions are sufficiently flexible to accommodate changes to regional composition suggested by our approach to regional delineation. In practice, dominant states also create “regional” institutions that involve both regional members and non-members that are in close proximity.

Neither is it clear that evidence of regional institutional creation can be separated as having an effect independent of the dominance in capabilities of major and regional powers. This is especially the case for regions with major powers. Is it such dominance that creates a

pacifying effect, or is it the creation of economic and security arrangements, or is it plausible that the creation of institutional arrangements simply reinforces the dominance of the major power, but does not provide substantial, independent causal agency?

In principle, this distinction can be tested if there are a large number of observations involving cases where dominant powers in some regions fail to create such institutions but do so in other regions. Unfortunately, we do not have such a wealth of cases. Alternatively, where regional or major powers exist, it is plausible to examine the impact of regional institutions, in addition to major power dominance, by assessing the occurrence of conflicts prior to and after the creation of such institutions. To do so, we would want to examine cases of regions where sufficient baseline conditions exist to increase the probability of regional conflicts, and then to assess the amount of conflict occurring prior to and after the creation of regional institutions involving dominant powers. Again, we are greatly limited by the numbers of cases available. For instance, the number of conflicts in the North American region, given the dominance of the U.S., are highly limited, even prior to the creation of NAFTA. Assessing NAFTA's effects on conflict mitigation in the region is extremely difficult to estimate.

However, there is some limited, indirect evidence that the creation and maintenance of regional institutions – or at least the involvement of major and regional powers – does have a pacifying effect in hierarchical regions. While in all three models there are substantial and significant relationships between state memberships in such institutions and lower levels of regional conflict, in regions with major and regional powers this effect is more pronounced than in regions without such dominant powers.

There also appear to be substantial differences between major power driven hierarchical arrangements versus regional power driven ones. The models suggest a consistently stronger

impact on conflict in regions dominated by major powers compared to regions dominated by regional powers. Additionally, the creation and maintenance of economic relationships appears to function differently in the two types of regions. Note for instance that we dropped the trade interdependence variable from the major power hierarchy model due to extremely high collinearity between it and the hierarchy variable. It is plausible that given the curvilinear relationship we note above between trade and conflict, it may be that major powers are more capable of minimizing the initial conflict-prone trading period and enabling higher levels of intra-regional trade to take hold. Regional powers may not be able to accomplish the same since they cannot deliver entrance into global markets to the same extent that a major power could. Thus, they cannot ultimately deliver the same level of benefits, leading regional members to continue to bicker amongst themselves over a smaller market.

While emphasis upon the region as a substantively interesting unit of analysis in international politics is long overdue, an understanding of the contributing causal variables in future research should include, and model appropriately, the nested reality of regional politics. Consistent in the seminal explorations of regional dynamics (Buzan and Waever 2003, Katzenstein 2005, Lemke 2002), the impact of both internal and system level dynamics is conceptually important. Future research should fully engage the hierarchical, linkage politics dynamics of the regional unit of analysis by incorporating not only those variables that directly impact the region, such as alliances with external powers, but contextual information of the system or internal politics broadly, such as the distribution of power at the system level, the concentration or distribution of power or economic integration internally, domestic characteristics of internal political systems, or the power projection of external major powers across geographic space. While the region as a unit presents added complexity given its position

in between the most oft studied levels of analysis in international politics, integrating contextual dynamics across levels may provide a more complete understanding of how regions develop and evolve.

The inability to probe these causal dynamics further, given our empirical approach to regional delineation, suggests one of its limitations in the form we have presented here. In particular, traditional methods of statistical inference may be less useful or applicable, given present demands on the data needed to carve the contours of regions. Since our approach here also utilizes decade long spells of events data – available only after World War II – we are limited to asking questions regarding regional formation, the delineation of regional powers, and assigning regional membership for only the Cold War and post-Cold War periods. This, in turn, restricts the number of region year observations quite substantially, limiting the empirical environment in which to make assessments of causal agency. This problem is not meant to be a condemnation of using region year as the appropriate unit of analysis, but it does suggest that the approach will require very creative and new strategies to expand the research domain and explore these relationships in eras (including prior to World War II) where events data are not available.

The inability to expand our observations has also meant that we have not been able to gauge certain other dynamics suggested by our theoretical approach. For instance, we recognize that the relative competence of regional powers and their interest in creating stable regional relationships – in addition to their capabilities – likely impact on how much regional conflict will occur. Yet, we lack the number of observations to critically differentiate between regional powers on either of these dimensions. Future efforts will need to focus on these distinctions, likely involving case studies and process tracing strategies to indicate the effects of these

considerations. This will be especially important in regions where regional powers change their role conceptions (Butt 2013), and/or in regions where the power's competence may change over time.

While much additional work needs to proceed, hopefully we have provided sufficient empirical evidence to support our claims that we can differentiate between regions based on whether or not there are dominant powers residing in regions, and the effect of such hierarchical relationships on regional conflict. While the sample available to us for large-N analysis has limited some of our inquiry, the results also indicate that using region-year as an appropriate unit of analysis to investigate regional conflict is a useful one. Future work on conflict and cooperation in international politics should integrate these regional considerations into empirical models, moving beyond statistical fixed effects concerns and toward more theoretically useful ways of treating differences between regions.

References

- Acharia, A. (2007). "The Emerging Regional Architecture of World Politics." *World Politics* 59(4): 629-652.
- Azar, E. E. (1980). "The Conflict and Peace Data Bank (COPDAB) Project." *Journal of Conflict Resolution* 24 (1): 143-152.
- Barbieri, K. 1996. "Economic Interdependence: A Path to Peace or a Source of Interstate Conflict?" *Journal of Peace Research* 33 (1): 29-49.
- Bell, S. R. and Long, A.G. (2016). "Trade Interdependence and the Use of Force: Do Issues Matter?" *International Interactions* 42(5): 750-773.
- Bially Mattern, J. and Zarakol, A. (2016). "Hierarchies in World Politics." *International Organization* 70(3): 623-654.
- Boehmer, C., Gartzke, E, and Nordstrom, T. (2004). "Do Intergovernmental Organizations Promote Peace?" *World Politics* 57 (October): 1-38.
- Bond, Doug, Joe Bond, Churl Oh, J. Craig Jenkins, and Charles Lewis Taylor. (2003). "Integrated Data for Events Analysis (IDEA): An Event Typology for Automated Events Data Development." *Journal of Peace Research* 40 (6): 733-745.
- Boulding, K. E. (1962). *Conflict and Defence: A General Theory*. New York: Harper & Bros.

- Bull, H. (1977). *The Anarchical Society: A Study of Order in World Politics*. New York: Columbia University Press.
- Bueno de Mesquita, B. (1981). *The War Trap*. New Haven: Yale University Press.
- Butt, A. I. (2013). "Anarchy and Hierarchy in International Relations: Examining South America's War-Prone Decade, 1932-41." *International Organization* 67(3): 575-607.
- Buzan, B. and Waever, O. (2003). *Regions and Powers: The Structure of International Security*. Cambridge: Cambridge University Press.
- Carranza, M. E. (2014). "Rising Regional Powers and International Relations Theories: Comparing Brazil and India's Foreign Security Policies and Their Search for Great-Power Status." *Foreign Policy Analysis*. DOI: 10.1111/fpa.12065.
- Chayes, S. (2015). *Thieves of State: Why Corruption Threatens Global Security*. New York: W.W. Norton.
- Dafoe, A., Renshon, J., and Huth, P. (2014). "Reputation and Status as Motives for War." *Annual Review of Political Science* 17:371-393.
- Fawn, R. (2009). "'Regions' and their study: wherefrom, what for and whereto?" *Review of International Studies* 35 (1): 5-34.
- Flemes, D. and Lemke, D. (2010). "Findings and Perspectives on Regional Power Research." In Daniel Flemes (ed.), *Regional Leadership in the Global System: Ideas, Interests, and Strategies of Regional Powers*. London: Routledge.
- Gilber, D. M. (2012). *The Territorial Peace: Borders, State Development, and International Conflict*. New York: Cambridge University Press.
- Gibler, D. M. (2016). "What they fight for: Specific territorial issues in militarized interstate disputes, 1816-2001." *Conflict Management and Peace Science*
- Gleditsch, K. S., Salehyan, I., and Schultz, K. (2008). "Fighting at Home, Fighting Abroad: How Civil Wars Lead to International Disputes." *Journal of Conflict Resolution* 52(4): 479-506.
- Goh, E. (2007/2008). "Great Powers and Hierarchical Order in Southeast Asia: Analyzing Regional Security Strategies." *International Security* 32(3): 113-157.
- Goh, E. (2013). *The Struggle for Order: Hegemony, Hierarchy, and Transition in Post-Cold War East Asia*. Oxford: Oxford University Press.
- Goldstein, J. S. (1992). "A Conflict-Cooperation Scale for WEIS Events Data." *The Journal of Conflict Resolution* 36 (2): 369-385.
- Hanneman, Robert A. and Mark Riddle. 2005. *Introduction to Social Network Methods*. Riverside: University of California, Riverside.
- Hegre, H. (2014). "Democracy and Armed Conflict." *Journal of Peace Research* 51(2): 159-172.

- Hegre, H. and Sambanis, N. (2006). "Sensitivity Analysis of Empirical Results on Civil War Onset." *Journal of Conflict Resolution* 50(4): 508-535.
- Hegre, H., Oneal, J. R., and Russett, B. (2010). "Trade Does Promote Peace: Simultaneous Estimates of the Reciprocal Effects of Trade and Conflict." *Journal of Peace Research* 47(6): 763-774.5yt
- Heston, A., Summers, R., and Allen, B. (2012). "Penn World Table Version 7.1." Philadelphia: Center for International Comparisons of Production, Income and Prices.
- Hurrell, A. (2007). "One world? Many worlds? The place of regions in the study of international society." *International Affairs* 83(1): 127-146.
- Hurrell, A. (2010). "Regional Powers and the Global System from a Historical Perspective." In Flemes (ed.), *Regional Leadership in the Global System: Ideas, Interests, and Strategies of Regional Powers*.
- Jenne, E. K. (2015). *Nested Security: Lessons in Conflict Management from The League of Nations and the European Union*. Ithaca: Cornell University Press.
- Katzenstein, P. J. (2005). *A World of Regions*. Ithaca, New York: Cornell University Press.
- Lake, D. A. (2009). "Regional hierarchy: authority and local international order." *Review of International Studies* 35(1): 35-58.
- Larsen, D. W. and Shevchenko, A. (2010). "Status Seekers: Russian and Chinese Responses to U.S. Primacy." *International Security* 34(4): 63-95.
- Lake, D. A. (2011). *Hierarchy in International Relations*. Ithaca: Cornell University Press.
- Lemke, D. (2002). *Regions of War and Peace*. Cambridge University Press: New York.
- Lemke, D. (2010). "Dimensions of Hard Power: Regional Leadership and Material Capabilities." In Daniel Flesmes (ed.), *Regional Leadership in the Global System: Ideas, Interests, and Strategies of Regional Powers*. Aldershot: Ashgate.
- Mason, J., Brunnstrom, D., Nichols, M., Mohammed, A., Wong, S., Park, J., and Kim, J. "U.S., China to step up cooperation on North Korea." *Reuters*. 20 Sept. 2016.
www.reuters.com/article/us-northkorea-nuclear-usa-china-idUSKCN11P2D0. Web. 28 Oct. 2016.
- Mansfield, E. D. and Solingen, E. (2010). "Regionalism." *Annual Review of Political Science* 13: 145-163.
- McDonald, P. J. (2015). "Great Powers, Hierarchies and Endogenous Regimes: Rethinking the Domestic Causes of Peace." *International Organization* 69 (Summer): 557-588.
- McDonald, P. J. (2017). *Priming for Peace: Great Power Bargaining, Hierarchy, and Democracy in International Politics* (forthcoming).
- Nayar, B. R., and Paul, T.V. (2003). *India in the World Order: Searching for Major-Power Status*. Cambridge: Cambridge University Press.
- Nolte, D. (2010). "How to compare regional powers: analytical concepts and research topics." *Review of International Studies* 36: 881-901.

- Owsiak, A. P. (2016). "Foundations for integrating the democratic and territorial peace arguments." *Conflict Management and Peace Science*
- Paul, T.V., Larson, D. W. and Wohlforth, W.C. (eds). (2014). *Status in World Politics*. Cambridge: Cambridge University Press.
- Peterson, T.M., and Lassi, T. (2016). "Centers of Gravity: Regional Powers, Democracy and Trade." *International Interactions* DOI: 10.1080/03050629.2016.1184661.
- Prys, M. (2010). "Hegemony, Domination, Detachment: Differences in Regional Powerhood." *International Studies Review* 12 (4): 479-504.
- Rasler, K. A. and Thompson, W.R. (1994). *The Great Powers and Global Struggle, 1490-1990*. Lexington: University of Kentucky Press.
- Rasler, K. A. and W. R. Thompson. (2005). *Puzzles of the Democratic Peace: Theory, Geopolitics and the Transformation of World Politics*. New York: Palgrave MacMillan.
- Rasler, K. A. and Thompson, W. R. (2005). "Contested Territory, Strategic Rivalries, and Conflict Escalation." *International Studies Quarterly* 50(1): 145-168.
- Salehyan, I. (2008). "No Shelter Here: Rebel Sanctuaries and International Conflict." *Journal of Politics* 70(1): 54-66.
- Schultz, K. A. (2010). "The Enforcement Problem in Coercive Bargaining: Interstate Conflict over Rebel Support in Civil Wars." *International Organization* 64(2): 281-312.
- Solingen, E. (2007). "Pax Asiatica versus Bella Levantina: The Foundations of War and Peace in East Asia and the Middle East." *American Political Science Review* 101 (4): 757-779.
- Solingen, E. (2008). "The Genesis, Design, and Effects of Regional Institutions: The Lessons from East Asia and the Middle East." *International Studies Quarterly* 52 (2): 261-294.
- Sylvan, D., Graff, C., and Pugliese, E. (1998). "Status and Prestige in International Relations." Paper presented at the Third Pan-European International Relations Conference and Joint Meeting with the International Studies Association, Vienna, 16-19 September.
- Thompson, W. R. (1973). "The Regional Subsystem: A Conceptual Explication and Propositional Inventory." *International Studies Quarterly* 17(1): 89-117.
- Vasquez, J. A. (2001). "Mapping the probability of war and analyzing the possibility of peace: The role of territorial disputes." *Conflict Management and Peace Science* 18(2): 145-173.
- Volgy, T. J., Corbetta, R, Grant, K. A., and Baird, R. G. (2011). *Major Powers and the Quest for Status in International Politics*. New York: Palgrave MacMillan.
- Volgy, T. J., Bezerra, P, Cramer, J., and Rhamey, J. P., Jr. (2017). "The Case for Comparative Regional Analysis in International Politics." *International Studies Review* (forthcoming).
- Wacker, G. (2015). "Security Cooperation in East Asia." SWP Research Paper, *German Institute for International and Security Affairs*. RP4 (May): 1-40.

APPENDIX A: List of ROW regions, by Decade and Type of Hierarchy.

Time Frame	Region	Number of States in Region ³⁷	Hierarchy ³⁸
1950s	North Central America	5	na ³⁹
	Andes	7	na
	South Central America	4	na
	South America	4	na
	Middle East	10	na
	Core Europe	23	na
	Northern Europe	5	na
	East Asia	18	na
1960s	North America	10	Major power
	Andes	7	No hierarchy
	South America	5	Regional power
	Middle East	13	No hierarchy
	Western Europe	12	Major power +
	Benelux	3	No hierarchy
	Scandinavia	4	No hierarchy
	East Europe	8	Major power
	West Africa	5	No hierarchy
	Central Savannah	4	Regional power
	Gold Coast	3	No hierarchy
	Central Africa	17	No hierarchy
	East Asia	9	No hierarchy
	Asia Pacific	11	No hierarchy
1970s	North America	22	Major power
	South America	6	Regional power
	Middle East	14	No hierarchy
	Europe	29	Major power +
	African West Coast	4	No hierarchy
	West Africa	13	Regional power
	Southern Africa	21	No hierarchy
	Northwest Asia	3	No hierarchy
	Southeast Asia	12	Regional power
	East Asia	11	No hierarchy
1990s	North America	6	Major power
	Southern Caribbean	3	No hierarchy
	South America	8	Regional power
	Middle East	13	No hierarchy

³⁷ Regions with fewer than four states are not used in the analyses.

³⁸ Major power + designates that there is more than one major power residing in the region.

³⁹ While there are sufficient data to classify regions that contain major powers, the indicators used to gauge regional power status are only intermittently available for the 1950s, making hierarchical classification inappropriate for this decade, and the 1950s are subsequently not used in the analyses.

	Europe	27	Major power +
	East Europe	12	No hierarchy
	Baltics	3	No hierarchy
	Maghreb	6	No hierarchy
	West Africa	7	Regional power
	Central Africa	9	No hierarchy
	Southern Africa	9	Regional power
	East Asia	36	Major power +
	Central Asia	7	No hierarchy
2000s	North America	4	Major power
	South America	10	Regional power
	Middle East	12	No hierarchy
	Europe	46	Major power +
	Maghreb	3	No hierarchy
	West Africa	6	Regional power
	Central Africa	8	No hierarchy
	Southern Africa	9	Regional power
	Horn of Africa	3	No hierarchy
	East Asia	32	Major power +
	South Asia	6	Regional power

APPENDIX B: Patterns of Conflict Across Regions

Figure B1. Frequency of Severe MIDs in regions, controlling for the number of states in regions, during the 2000s.

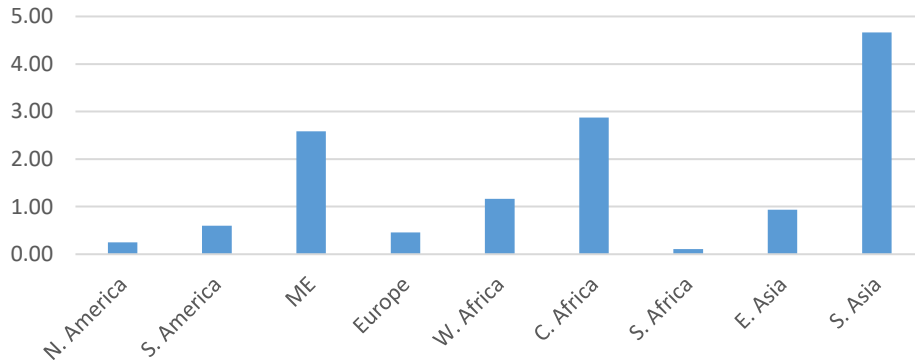


Figure B2. Frequency of Severe MIDs, controlling for number of states in region, by region, 1990s.

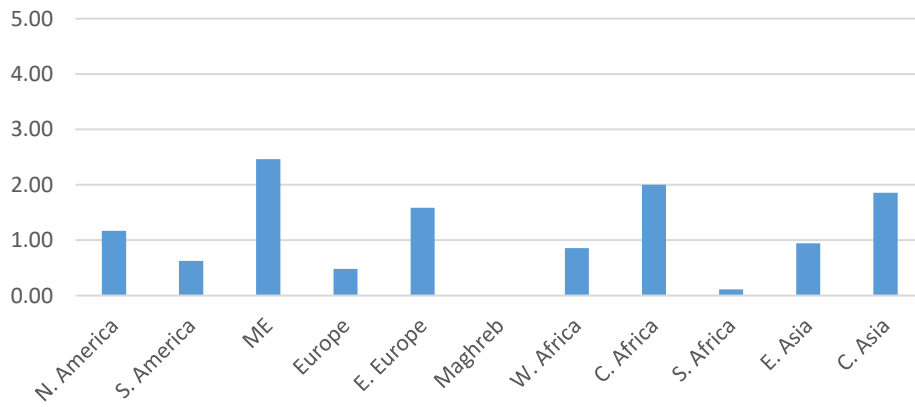


Figure B3. Number of Severe MIDs per region, controlling for size of region, for the 1970s.

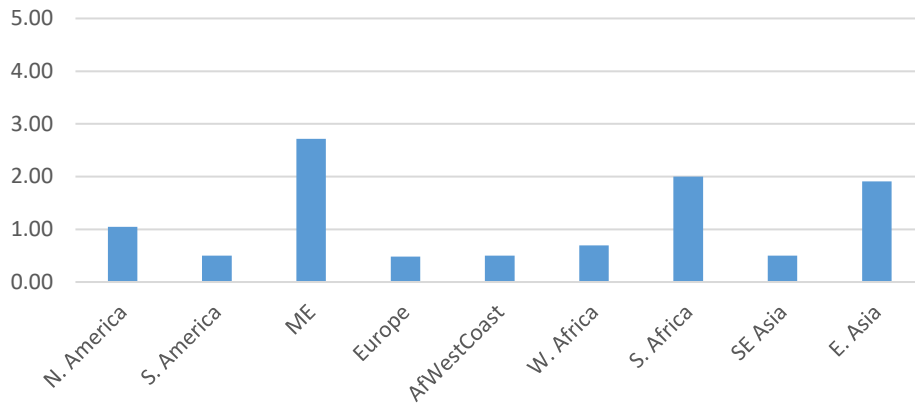


Figure B4. Number of Severe MIDS per region, controlling for size of region, for the 1960s.

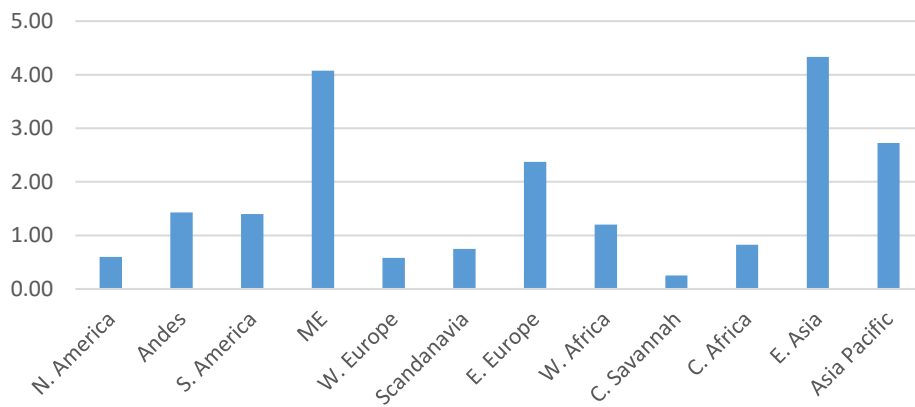
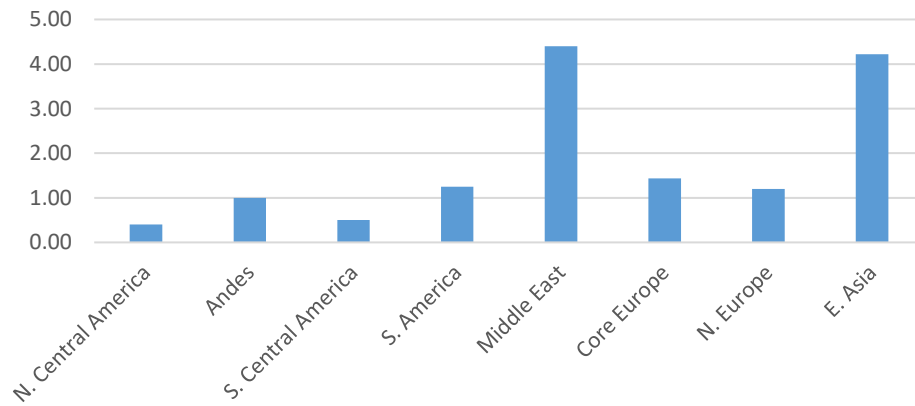


Figure B5. Number of Severe MIDs per region, controlling for size of region, for the 1950s.



APPENDIX C: List of variables, sources, and manipulations

<i>Variable</i>	<i>Source</i>	<i>Manipulation</i>
State MID Involvement	COW MID v.4 ⁴⁰	Number of states involved in level four or five MIDs/total number of states in region
MID Frequency	COW MID v.4	Number of level four or five MIDs/total number of states in region
Major Power Presence	Volgy et al. (2011) ⁴¹	Dichotomous; 1 = presence, 0 = no hierarchy
Regional Power Presence	Cline et al. (2011) ⁴²	Dichotomous; 1 = presence, 0 = no hierarchy
# Intra-Regional Rivalries	Handbook of International Rivalries ⁴³	Number of states involved in rivalry with states of the same region; lagged one year
# Civil Wars	UCDP-PRIO v.4 ⁴⁴	Number of states involved in internal conflict with cumulative intensity of 1,000 battle-deaths or more; lagged one year
% Regional Trade	COW Bilateral Trade v.3 ^{45,46}	Amount of trade among states in a region/total trade of the region; logged and lagged one year
% Regional Democracies	Polity IV ⁴⁷	Percent of states with Polity IV score of 7+ states/total number of states with Polity IV scores in region; lagged one year

⁴⁰ Palmer, Glenn, Vito D’Oranzio, Michael Kenwick, and Matthew Lane. 2015. “The MID4 Data Set: Procedures, Coding Rules, and Description.” *Conflict Management and Peace Science*. Forthcoming.

⁴¹ Volgy, Thomas J., Renato Corbetta, Keith A. Grant, and Ryan G. Baird. 2011. *Major Powers and the Quest for Status in International Politics*. New York: Palgrave MacMillan.

⁴² Cline, Kirssa, Patrick Rhamey, Alexis Henshaw, Alesia Sedziaka, Aakriti Tandon, and Thomas J. Volgy. 2011. “Identifying Regional Powers and Their Status.” In Thomas J. Volgy, Renato Corbetta, Keith A. Grant, and Ryan G. Baird (eds.), *Major Powers and the Quest for Status in International Politics*. New York: Palgrave MacMillan.

⁴³ Thompson, William R., and David Dreyer. *Handbook of International Rivalries, 1494-2010*. Washington, DC: CQ Press, 2011.

⁴⁴ Pettersson, Therése & Peter Wallensteen. 2015. Armed Conflicts, 1946-2014. *Journal of Peace Research* 52(4).

⁴⁵ Barbieri, Katherine and Omar Keshk. 2012. Correlates of War Project Trade Data Set Codebook, Version 3.0. Online: <http://correlatesofwar.org>.

⁴⁶ Barbieri, Katherine, Omar M. G. Keshk, and Brian Pollins. 2009. “TRADING DATA: Evaluating our Assumptions and Coding Rules.” *Conflict Management and Peace Science*. 26(5): 471-491.

⁴⁷ Marshall, M.G., Gurr, T.R., and Jagers, K. 2016. Polity IV Project: Political Regime Characteristics and Transitions, 1800-2015 - Annual Time-Series Dataset. Vienna, VA: Center for Systemic Peace.

External Alliances	COW Formal Alliances v.4.1 ⁴⁸	Dichotomous; 1 = presence, 0 = no defense pact between a regional state and an external major power; lagged one year
Territorial Claims	Gibler and Miller (2014) ⁴⁹	Number of territorial claims in a region/total number of states in region; lagged one year
Regional IGO Membership	COW IGO; FIGO ⁵⁰	Number of regional IGO memberships held by states in region/all possible regional IGO memberships; lagged one year
Cold War		Dichotomous; 1 = Cold War; 0 = post-Cold War
Time Counter		Time counter for each decade

APPENDIX D: Summary Statistics for Dependent and Independent Variables

<i>Variable</i>	<i>Standard Deviation</i>	<i>Minimum</i>	<i>Maximum</i>	<i>Mean</i>
State MID Involvement	.402	0	2.166667	.327
MID Frequency	.230	0	1.333333	.196
Major Power Presence	.486	0	1	.379
Regional Power Presence	.491	0	1	.4
# Intra-Regional Rivalries _{t-1}	3.363	0	15	2.946
# Civil Wars _{t-1}	2.042	0	11	1.564
% Regional Trade _{t-1}	1.076	0	5.0119	3.205
% Regional Democracies _{t-1}	.289	0	1	.309
External Alliances _{t-1}	.289	0	1	.702
Territorial Claims _{t-1}	.245	0	.875	.422
IGO Membership _{t-1}	.253	0	.9166667	.336
Cold War	.500	0	1	.512
Time Counter	2.876	1	10	5.5

⁴⁸ Gibler, Douglas M. 2009. *International military alliances, 1648-2008*. CQ Press.

⁴⁹ Gibler, Douglas M, & Steven V Miller. 2014. "External territorial threat, state capacity, and civil war." *Journal of Peace Research* 51(5): 634-646.

⁵⁰ Formal Intergovernmental Organizations dataset, <http://www.u.arizona.edu/~volgy/FIGO.pdf>

